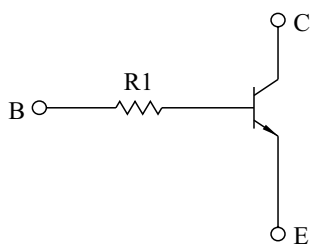


SWITCHING APPLICATION.  
INTERFACE CIRCUIT AND DRIVER CIRCUIT APPLICATION.

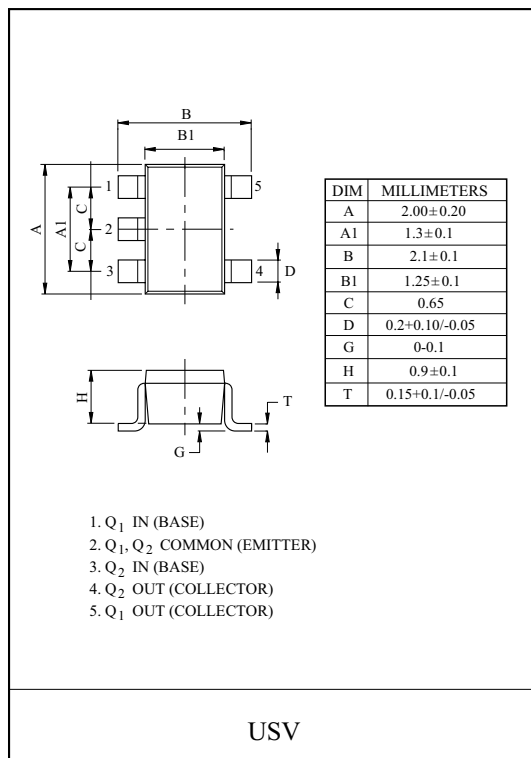
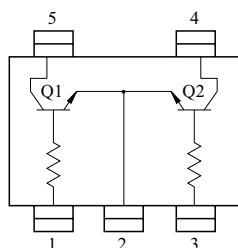
### FEATURES

- With Built-in Bias Resistors.
- Simplify Circuit Design.
- Reduce a Quantity of Parts and Manufacturing Process.
- High Packing Density.

### EQUIVALENT CIRCUIT



### EQUIVALENT CIRCUIT (TOP VIEW)



### MAXIMUM RATING (Ta=25℃)

CHARACTERISTIC	SYMBOL	RATING	UNIT
Collector-Base Voltage	V <sub>CBO</sub>	50	V
Collector-Emitter Voltage	V <sub>CEO</sub>	50	V
Emitter-Base Voltage	V <sub>EBO</sub>	5	V
Collector Current	I <sub>C</sub>	100	mA

CHARACTERISTIC	SYMBOL	RATING	UNIT
Collector Power Dissipation	P <sub>C</sub> *	200	mW
Junction Temperature	T <sub>j</sub>	150	℃
Storage Temperature Range	T <sub>stg</sub>	-55 ~ 150	℃

\* Total Rating.

### ELECTRICAL CHARACTERISTICS (Ta=25℃)

CHARACTERISTIC	SYMBOL	TEST CONDITION	MIN.	TYP.	MAX.	UNIT
Collector Cut-off Current	I <sub>CBO</sub>	V <sub>CB</sub> =50V, I <sub>E</sub> =0	-	-	100	nA
Emitter Cut-off Current	I <sub>EBO</sub>	V <sub>EB</sub> =5V, I <sub>C</sub> =0	-	-	100	nA
DC Current Gain	h <sub>FE</sub>	V <sub>CE</sub> =5V, I <sub>C</sub> =1mA	120	-	-	
Collector-Emitter Saturation Voltage	V <sub>CE(sat)</sub>	I <sub>C</sub> =10mA, I <sub>B</sub> =0.5mA	-	0.1	0.3	V
Transition Frequency	f <sub>T</sub> *	V <sub>CE</sub> =10V, I <sub>C</sub> =5mA	-	250	-	MHz
Input Resistor	KRC660U	R <sub>1</sub>	-	4.7	-	kΩ
	KRC661U		-	10	-	
	KRC662U		-	100	-	
	KRC663U		-	22	-	
	KRC664U		-	47	-	

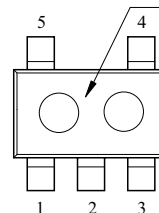
Note : \* Characteristic of Transistor Only.

### MARK SPEC

TYPE	KRC660U	KRC661U	KRC662U	KRC663U	KRC664U
MARK	NK	NM	NN	NO	NP

### Marking

### Type Name

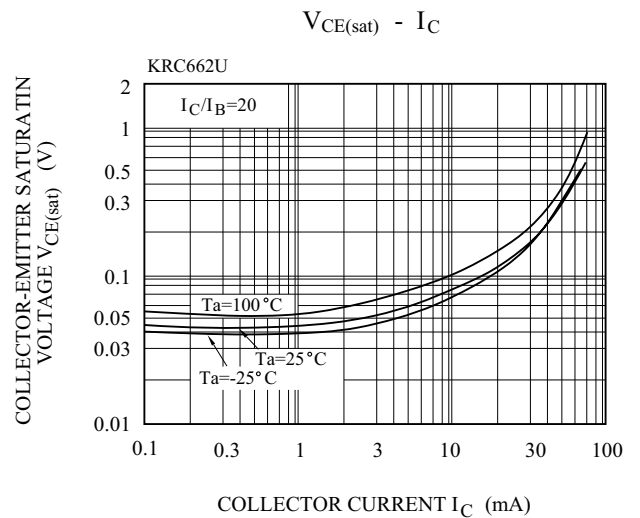
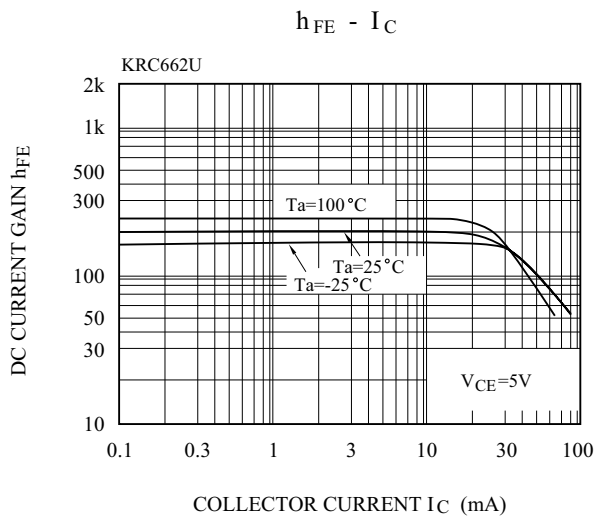
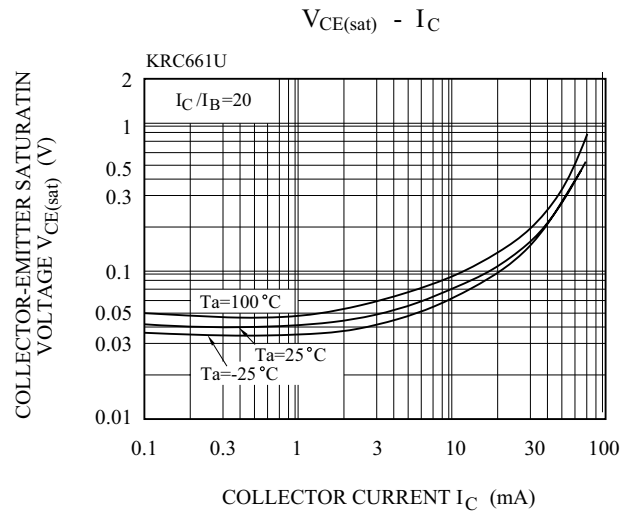
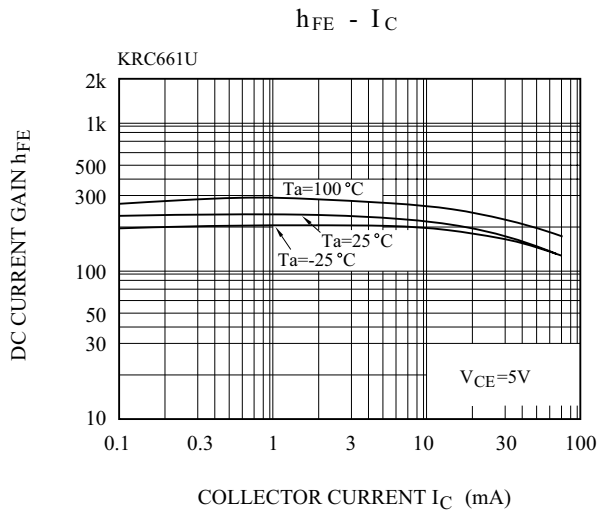
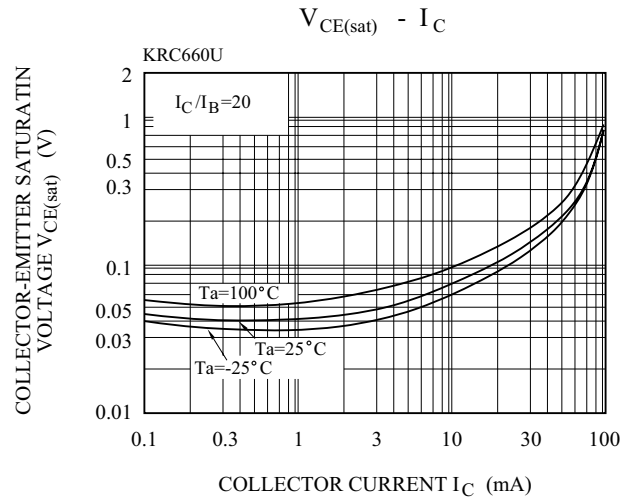
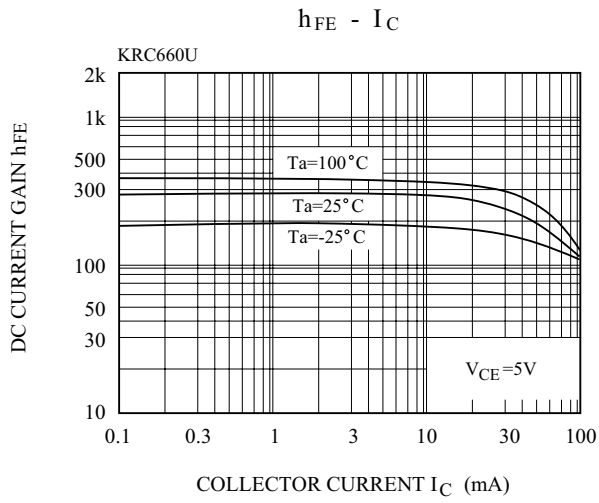


# KRC660U~KRC664U

## ELECTRICAL CHARACTERISTICS (Ta=25 °C)

CHARACTERISTIC			SYMBOL	TEST CONDITION	MIN.	TYP.	MAX.	UNIT
Switching Time	Rise Time	KRC660U	t <sub>r</sub>	V <sub>O</sub> =5V V <sub>IN</sub> =5V R <sub>L</sub> =1k Ω	-	0.025	-	μS
		KRC661U			-	0.03	-	
		KRC662U			-	0.3	-	
		KRC663U			-	0.06	-	
		KRC664U			-	0.11	-	
	Storage Time	KRC660U	t <sub>stg</sub>		-	3.0	-	
		KRC661U			-	2.0	-	
		KRC662U			-	6.0	-	
		KRC663U			-	4.0	-	
		KRC664U			-	5.0	-	
	Fall Time	KRC660U	t <sub>f</sub>		-	0.2	-	
		KRC661U			-	0.12	-	
		KRC662U			-	2.0	-	
		KRC663U			-	0.9	-	
		KRC664U			-	1.4	-	

# KRC660U~KRC664U



# KRC660U~KRC664U

